

Welcome to Kinellar School Primary 1 Induction

MAY 2023



Induction Timetable

Tonight

- Welcome to Kinellar School
- P1 Essentials and Tour

Thurs 1st June 7pm

- Primary 1 Overview
- Parent Council
- Q & A session

Wednesday 21st June

Step Up Session (am/pm session TBC)

June

Activities following Step Up Day

Other Activities

- Nursery Visits
- Classroom Visits



The poster for Kinellar School Primary 1 Induction features a photograph of the school building at the top. Below the photo is the Kinellar School crest, which is a shield with a diagonal line, a 'K' in the top left, and an 'S' in the bottom right. The main title 'KINELLAR SCHOOL PRIMARY 1 INDUCTION' is in large, bold, blue capital letters. The text below the title reads: 'We look forward to welcoming you to the Kinellar School Community. During these induction sessions, we hope to give you an insight into the Life and Ethos of Kinellar School as well as a brief overview of the Curriculum for Excellence at Early Level. We would also like to answer any questions you may have about the practical aspects of Primary 1. We invite you to join us at the school for these sessions. Tea and Coffee will be served from 6.45pm on both evenings.' At the bottom, the website 'www.kinellar.aberdeenshire.sch.uk' is listed. On the right side of the poster, there is a blue vertical box containing the timetable: 'Tues 9th May 7pm Welcome to Kinellar School P1 Essentials & Tour of School', 'Thurs 1st June 7pm Primary 1 Overview Parent Council Q & A', and 'Wed 21st June Nursery - P1 Step Up Session'. At the bottom of this box, under the heading 'CONTACT US', it says 'If you have any queries or concerns please contact us: kinellar.sch@aberdeenshire.gov.uk 01224 472888'.

Tues 9th May
7pm
Welcome to Kinellar School
P1 Essentials & Tour of School

Thurs 1st June
7pm
Primary 1 Overview
Parent Council
Q & A

Wed 21st June
Nursery - P1
Step Up Session

CONTACT US
If you have any queries or concerns please contact us:
kinellar.sch@aberdeenshire.gov.uk
01224 472888



Kinellar School



Our Vision for Kinellar School is to create a community where everyone is challenged, motivated and inspired to reach their highest potential as lifelong learners and global citizens.

We Value:

- ▶ Happiness
- ▶ Respect
- ▶ Honesty
- ▶ Achievement



Kinellar School – Who's who?



QIO Sarah Barrett Learning Estates Team

Senior Management Team – SMT

Head Teacher

Mrs Pamela Farquhar

Depute Head Teachers

Mrs Ruth Stannard
Mrs Cara Martin
Mrs Jen Templeton

14+ Class Teachers
2 ASL (Support for learning) Teachers
RCCT Teachers
Pupil Support and I&P
Nursery Team

Teachers

SMT

Support Staff

Pupil Support Assistants
Office Staff
Kitchen Staff
Janitor

SALT – Speech and Language
Educational Psychology
EAL – English as additional lang.
Hearing/Vision Impairment
ASPECTS
Child Protection
Police Liaison Officer
School Nurse/Doctor

Kinellar School



Kinellar School



Communication with Nurseries

Our Nursery

- ▶ Children visiting Yellow area
- ▶ Break time visit
- ▶ P1 Storytime
- ▶ Teachers will meet children
- ▶ Ask questions

External Nurseries

- ▶ Transition conversations with nursery
- ▶ SMT/CT Visits if possible



The Curriculum



The purpose of Curriculum for Excellence

- ▶ Successful Learners
- ▶ Confident Individuals
- ▶ Effective Contributors
- ▶ Responsible Citizens



The Curriculum

- ▶ The curriculum includes the totality of experiences which are planned for children and young people through their education, wherever they are being educated.



The Curriculum



Curriculum Areas

Languages

Mathematics

Health & Wellbeing

Expressive Arts

Technology

Science

Social Studies

RME

Life and Ethos of the School

Interdisciplinary Learning

Opportunities for Personal Achievement



Early Level Literacy



Kinellar School - Active Literacy

- ▶ The essence of the Active Literacy programme:

“Literacy is fundamental to all areas of learning, as it unlocks access to the wider curriculum. Being literate is central to an individual’s development and well being in society”

- ▶ Effective, enjoyable, relevant learning
- ▶ Literacy skills for 21st Century life



What are phonics?



https://www.youtube.com/watch?time_continue=376&v=42jb6PopZCI&feature=emb_title

This video provides an overview of how phonics helps children to read and write.




- ▶ We follow the Active Literacy Programme
- ▶ However we use Jolly Phonics as a resources – songs and action for each sound taught
- ▶ 26 initial sounds (the sound each letter of the alphabet makes)
- ▶ Introduced to the letter names and formation.

Reading



- ▶ Pre reading skills
 - ▶ Matching – shapes, patterns, letters and finally words.
 - ▶ Rhyming – Research shows understanding this gives a head start to learning to read and spell.
 - ▶ Letter recognition – recognising the letter shapes
 - ▶ Motor skills – practising pencil grip and control. Writing words as they learn to read them – common words
 - ▶ Concepts of print – how to handle books, holding them the right ways up, turning the pages in sequence, exploring pictures, knowing that words tell a story.
 - ▶ Language skills – lots of experience and exposure to language, being read to – stories and poems.
- ▶ Two guided reading sessions a week and reading homework usually begin in Term 2.





Early Level Numeracy



The Numeracy Lesson

- ▶ Teacher led whole class introduction
- ▶ Learning & Teaching Activities
 - ▶ Teaching station – workbooks, guided by teacher
 - ▶ Various multi-sensory maths activities carried out independently

Teacher led whole class plenary



Common concerns and misconceptions...



- ▶ *His dad didn't like school/wasn't good at maths/ negative memories of own school experience.*

Encourage them to find their own way and build their own views and opinions.

- ▶ *Give time to answer questions.*

Thinking time is essential – give children time to process ideas.

- ▶ *Learning in context*

Much of our learning in Primary 1 is delivered in this way. It allows for practical experience and gives meaning to the learning. There will be lots of opportunity to play and learn through play.

- ▶ *Ask the right questions*

Often parents will say they don't get anything back from their child about their day at school. The key is to ask the right type of questions and encourage them to give you something specific and positive.

Homework

- ▶ Phonics and Letter formation
- ▶ Numeracy and Number formation
- ▶ Physical / Online
- ▶ Reading – twice weekly (usually starts during Term 2)
- ▶ Online resources – Teams
- ▶ Library books



"Scientists have recently determined that it takes approximately 400 repetitions to create a new synapse in the brain - unless it is done with PLAY, in which case, it takes between 10-20 repetitions."

Dr. Karyn Purvis



Numeracy Skills

Just playing...

Providing opportunities for learners to take responsibility for their own learning

Teachers support learners in understanding what and how they are learning

Leading Learning - Improving Pedagogy - Dylan William



Skills for work



Communication skills



Pre-reading skills:
Looking closely and
carefully

P1 Learning to recognise their developing skills



"We learn to build altogether" - Isla

"We learn to tidy up" - Corbyn

"We learn to build" - Charlie

"How to be safe and not hurt others" - Grace

"Nice playing" - Camilla

"We learn to be careful" - Elle

What do we learn in the construction area?

"We learn to share and play nicely" - Lucas

"We can learn to build different places" - Ferme

talking to each other

using our imagination

looking closely and carefully

fine motor skills
(Getting our finger, hand and arm muscles strong)

What skills do we develop in the construction area?

working together

Numeracy and Maths skills


noticing patterns

designing skills

Sorting and comparing things
(Are they the same or different?
Which pieces fit here?)

Life in P1

You will be invited into the classroom and yellow area during the induction period to see play in action.



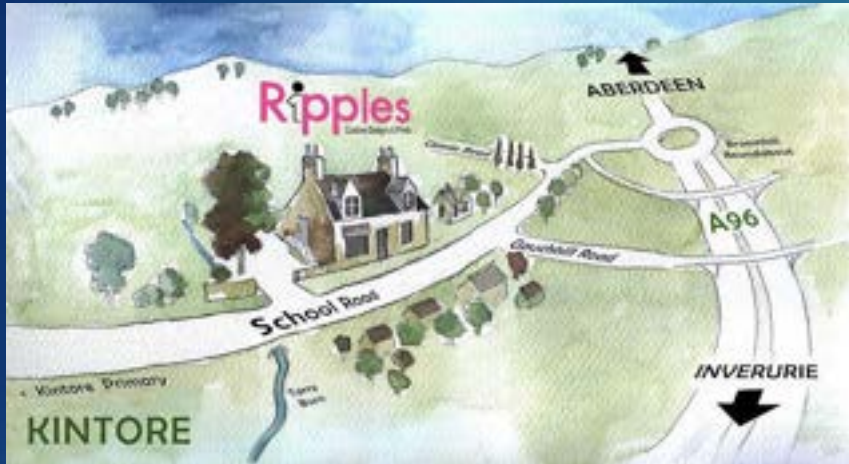


P1 Essentials

SOME 'NEED TO KNOW' INFORMATION TO HELP YOU GET ORGANISED.

Uniform

www.ripplesforschools.co.uk



- From order confirmation, allow 7-10 days until dispatch.
- Please allow 7 days beyond dispatch for delivery.
- If you have selected delivery to school, orders will be dropped off once a month. Please ensure you have provided your child's name.
- All products are made to order.



Labels for school uniform, shoes & stationery
Easy to apply, durable and waterproof

MY NAME TAGS

Parentkind

TAKE A PHOTO OF OUR SCHOOL ID AND ORDER ONLINE

www.mynametags.com

24% OF ALL ORDERS DONATED TO THE PTA/SCHOOL
Use our school ID at the checkout page

School ID 21871



Uniform Expectations

Extract from School Handbook:

- ▶ white or royal blue polo shirt (with or without school logo)
- ▶ blue school sweatshirt or cardigan (with school logo)
- ▶ grey/black/navy blue trousers or skirts
- ▶ black shoes

Seasonal

- ▶ Summer dresses, school shorts or pinafores are acceptable
- ▶ Other optional items are available from uniform supplier such as fleeces, waterproof jackets and book bags.

PE Kits

- ▶ Indoor and outdoor PE kits will be required.
- ▶ Children are encouraged to wear their House T-shirts for PE. Their 1st T-shirt will be provided by Kinellar School Parent Council. Replacements can be purchased from Ripples.
- ▶ No football strips
- ▶ School jumper to be worn with indoor and outdoor kits.
- ▶ Kits worn to school on PE days – communicated by class teacher each term.



Outdoor Clothing

- ▶ All weathers
 - ▶ Winter
 - ▶ Summer
- ▶ Break/Lunch
- ▶ Outdoor Learning



What should my child bring to school?



- ▶ School Bag containing:
 - ▶ Stationery optional – provided in P1
 - ▶ Water Bottle
 - ▶ Snack (nut free)
 - ▶ Change of pants/clothes (to remain in school)
 - ▶ Homework

Leave toys at home!



The Club @ Kinellar



- ▶ Provide before and after school care and holiday clubs within the school building
- ▶ **Opening Times: 7.30am-9am & 3.15pm-6pm**

The Club has access to the following facilities:

- ▶ Dining hall
- ▶ Gym hall/Drama Studio
- ▶ Playground

You can find out more here:

Telephone: [07739038100](tel:07739038100)

Email: theclubkinellar@gmail.com

Website: <https://www.theclub.scot/>



How can I start to prepare my child for P1?



► Focus on Early Years Cognitive Function

- Looking and listening
- Reduction in egocentric thoughts and communication – focus less on just themselves begin thinking about others
- Relating past to present experience
- Hypothetical thinking – cause and effect
- Role taking
- Comparison
- Sequencing/pattern recognition

Practically:


- Change shoes/coat
- Recognise belongings/name
- 'Toileting' and hand hygiene
- Increase independence



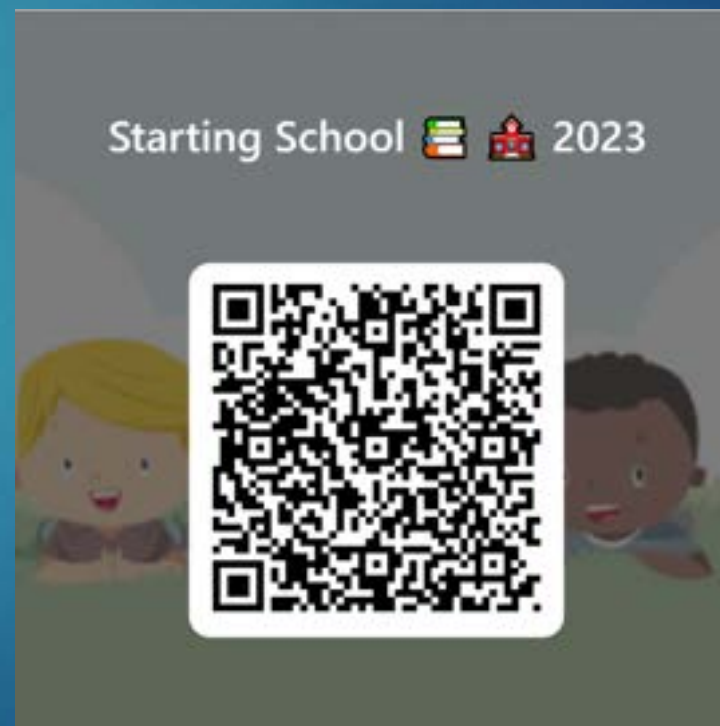
Don't worry about these yet!



Let's try a thinking routine...



- ▶ [Microsoft Form - Starting School Thinking Routine](#)
- ▶ Any questions? Please record them using this link.

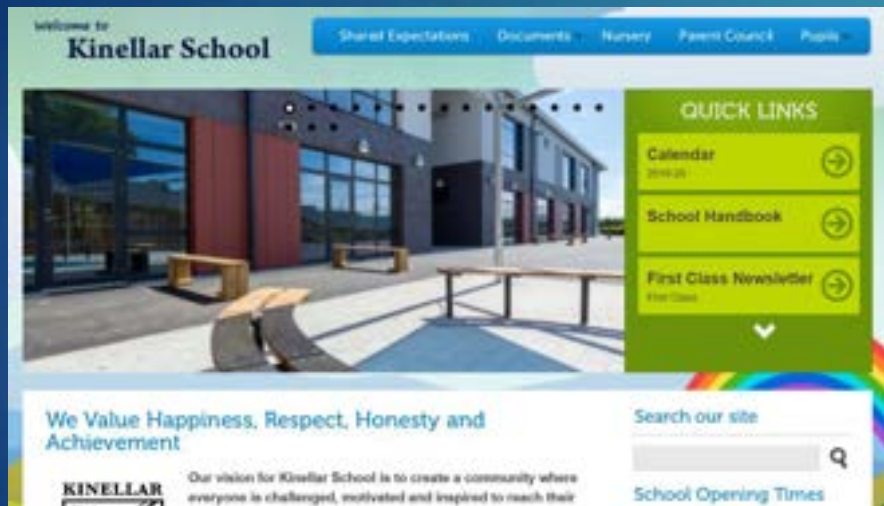


Keep in touch...



kinellar.sch@aberdeenshire.gov.uk

cara.martin@aberdeenshire.gov.uk

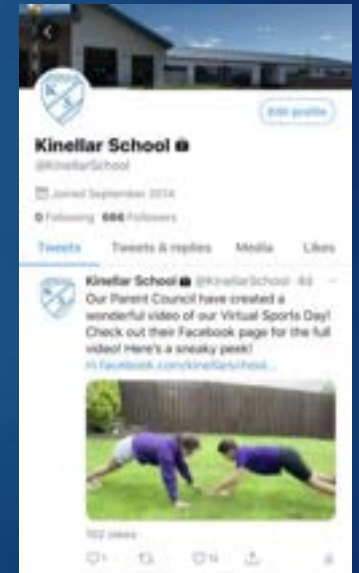


Kinellar School Website

<http://kinellar.aberdeenshire.sch.uk/>



Kinellar School Parent Council



@kinellarschool